



The Centre for  
Biofield Sciences  

---

Integrated Health

**UNIWAVE BIOMATRIX SHIELD (BMS)  
ELECTROMAGNETIC HARMONISER RESEARCH 2016**

## **DOCUMENT CONTENTS**

- General Article of Research,
- Abstract,
- Methodology,
- Result and conclusion,
- Research Case Studies, Experimental Group,
- Research Case Studies, Control Group.

# **GENERAL ARTICLE**

## **Introduction**

**The following document is a full version of the research project undertaken from April to June 2016 in India at the World Peace Centre, MIT College, Pune.**

### **STUDY OBJECTIVE:**

**To determine the efficacy of the Uniwave Biomatrix Shield (BMS) Electromagnetic Harmoniser over the negative effects of using mobile phones.**

### **TIME PERIOD OF THE STUDY:**

**April-June 2016.**

### **PRIMARY DATA COLLECTION:**

**Centre for Biofieldsciences.**

## **AIM**

This research project aims to examine the changes in energy fields and chakras to prove the efficacy of Uniwave Biomatrix Shield (BMS) Electromagnetic Harmonizers over the negative effects of mobile phone use. The following three established devices were chosen to be used for the comparison between before and after scans:

**1 POLYCONTRAST INTERFERENCE PHOTOGRAPHY (PIP)**

**2 GAS DISCHARGE VISUALISATION (GDV)**

**3 RESONANT FIELD IMAGING (RFI)**

The Doctors and researchers working on the project monitored all the tests. They ensured that the correlation between the tests with the three devices was carried out perfectly according to the protocol and standard norms and conditions.

## **ABSTRACT**

- **Research co-coordinators:**

Dr.Thornton Streeter

Dr.Anuja Ranade

Dr.Aniruddha Gandhi

Dr.Bhagyashri Nilkanth

Dr.Vaibhav Lunkad.

- **Facilitated by:**

Shivali Dandekar

Sudhir Neurgaoankar

A K Zutshi

Bapu Sanap

Mrs.Anjali

### **ABOUT UNIWAVE BIOMATRIX SHIELD HARMONISERS:**

The Uniwave Biomatrix Shield electromagnetic harmoniser has been developed to counteract the harmful effects of electromagnetic fields produced by our electronic equipment.

Daily exposure to EMFs impacts our lives, vitality, energy, and health. PIP, GDV, and RFI scanning techniques can objectively assess these impacts.

## **METHODOLOGY**

100 subjects who had been using mobile phones for 1 year were scanned. Participants were selected randomly from local newspaper advertisements and university notices.

Each participant was booked for two appointments, each lasting around one hour. Initially, they arrived at the clinic and were assigned a participant number to maintain confidentiality. They completed consultation consent forms and underwent the first round of three scans.

On the second visit, all these participants were randomly rescanned with the same three devices.

**Visit 1: The subject was clear of immediate exposure to mobile phone radiation for at least one hour. RFI (Resonant Frequency Imaging), GDV (Gas Discharge Visualization), and PIP (Polycontrast Interference Photography) scans were carried out.**

The following PIP scans were done on day 1.

**PIP 1: 'Before' scan - without mobile or Uniwave Biomatrix Shield**

**PIP 2: Subject holding mobile on standby without Uniwave Biomatrix Shield**

**PIP 3: Mobile without Uniwave Biomatrix Shield during call.**

**PIP 4: Mobile on standby- Uniwave Biomatrix Shield introduced**

**PIP 5: Mobile with Uniwave Biomatrix Shield during the call - after 30 seconds**

**PIP 6: Mobile with Uniwave Biomatrix Shield during the call – after 1 min**

**PIP 7: Mobile with Uniwave Biomatrix Shield during the call – after 5 min**

A mobile with Uniwave Biomatrix Shield attached was given to the subject to use for a period of 2 days, followed by:

**Visit 2: GDV and RFI repeat/after scans were done.**

**PIP 8: 'After' scan – without mobile or Uniwave Biomatrix Shield during**

**CONTROL GROUP:**

**-A similar-looking disc (in size and shape) was cut out of a cardboard/whiteboard.**

**-As a part of our standard procedure, subjects were given a rough idea about the harmonizer and its use. (This was also required to obtain verbal and written consent so that the data could be used for research and analysis.)**

**- The subjects did not know about the protocol or expected outcome.**

**- The study was single-blind, and the doctor/researcher doing scans knew in which group the subject was (experimental/ control), but the subjects were unaware of the group in which they were.**

**For information on the scanning techniques used in this study, please see reference links below**

**Polycontrast Interference Photography (PIP)**

<http://www.biofieldsciences.com/biofieldsciences.com/PIP.htm>

**Gas Discharge Visualisation (GDV)**

<http://www.biofieldsciences.com/biofieldsciences.com/GDV.htm>

**Resonant Field Imaging (RFI)**

<http://www.biofieldsciences.com/biofieldsciences.com/RFI.htm>

**TOTAL ENROLMENT:**

<b>Total No. of subjects</b>	<b>100</b>
<b>Control</b>	<b>10</b>
<b>Experimental</b>	<b>90</b>
<b>Age</b>	<b>21-70yrs</b>
<b>Sex</b>	<b>male or female</b>

Leading experts in the specific imaging technology carried out scans and analyzed them. Most of the results were qualitative, and cross-comparison was complex. However, overall, there were significant positive changes in all 3 assessment techniques. (See Appendix for case-specific examples.)

## RESULTS

Scans were obtained from 100 participants. Each case was individually examined & analyzed.

The results support the effectiveness of Uniwave Biomatrix Shield in reducing the negative effects of mobile phone radiation.

- **PIP scans showed a positive change in 87 participants out of 90.**
- **Two (2) of these 90 scans showed negative changes.**
- **One (1) of these 90 participants showed absolutely no change in the scans.**
- **The GDV and RFI scans show results that correlate with PIP.**

<b>Control</b>	<b>Positive Change</b>	<b>Negative Change</b>	<b>No Change</b>
<b>10</b>	<b>87</b>	<b>2</b>	<b>1</b>

## **CONCLUSIONS**

- **It seems crystal clear that the Uniwave Biomatrix Shield Electromagnetic Harmoniser profoundly affects individuals to reduce the harmful effects of electromagnetic radiation (EMF).**
- **In addition to the analysis part of the data, during experiments, changes witnessed in the biofield were unusually strongly positive when regular mobile (without Uniwave Biomatrix Shield) was replaced by mobile with Uniwave Biomatrix Shield.**
- **From this research, we can conclude that Uniwave Biomatrix Shield is a very effective means of neutralizing the negative effects of electromagnetic radiation from mobile phones.**
- **The most significant changes were observed in the heart, solar plexus, and brow chakras, accompanied by a significant positive change in the biofield, underscoring the Uniwave Biomatrix Shield's impact on these areas.**
- **During the use of Uniwave Biomatrix Shield, calming frequencies like blue were seen predominantly in the field. Prolonged use was seen to increase the vibrancy of chakras and reduce stress patterns seen on the face as pooled red energy.**
- **The predominance of harmonious green and pink frequencies increases with prolonged use of the Uniwave Biomatrix Shield on the mobile phone.**

-

- **Blocked charkas, especially the brow and solar plexus, are seen to open up. Red congested energy is replaced by green or violet healing energy**
- **In some cases, positive effects were also observed over the lung fields, further demonstrating the broad spectrum of benefits offered by the Uniwave Biomatrix Shield.**

## **ADDENDA**

### **20 SAMPLE CASE STUDIES**

## Case Study 1: Positive Change

**PIP:**



**Subject holding mobile on standby without Uniwave Biomatrix Shield**


The field is characterized by orange and green in somewhat equal proportions. This indicates high mental activity. Red energy congestion can be seen in the liver and colonic area.

**Mobile without Uniwave Biomatrix Shield During a call**

The patterns here are the same. No appreciable change has been noticed.

**Mobile on standby- Uniwave Biomatrix Shield introduced**

Here, we can see changes in the energy field. The yellow has been replaced by green. Blue, which is a soothing frequency, can be seen in the Aura. The liver area shows improvement.





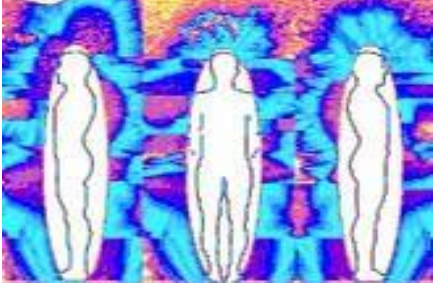
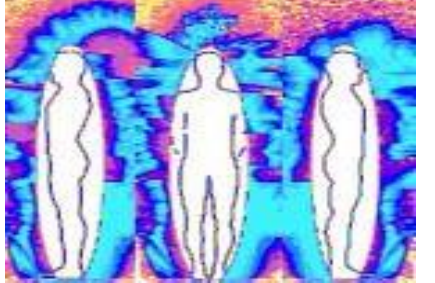


**With BMS on mobile. 30 secs (during a call)**

The changes here are pretty marked. An intense green of high density can be seen. This is a positive sign as green is a balance frequency, and on PIP, it can be interpreted as a health reference.

**Mobile with BMS during a call. (After 1 min)**

This green is accompanied by calming pink. Subsequently, green becomes denser. Low energy congestion has marginally reduced.

**Mobile with BMS After during call – (After 5 mins)**

	
<p>Before exposure to BMS (16.05.2016)</p>	<p>After 2days using BMS (19.05.2016)</p>
<p><b>Analysis:</b> The 1<sup>st</sup> scan shows a lot of yellow. This is because of high mental activity. This is accompanied by low orange. The brow chakra is seen to be distorted. Red, low-energy congestion can be seen in the abdominal area. The 2<sup>nd</sup> scan shows positive change. Yellow has been replaced by green. This can indicate reduced mental activity. The Brow chakra shows positive change. It shows good alignment and, thereby, good activity. Overall effects suggest that hyperactivity in the mind has reduced and become calm. Minimal changes on a physical level can be seen.</p>	
<p style="text-align: center;"><b>GDV</b></p>	<p style="text-align: center;"><b>GDV</b></p>
<p>Before exposure to BMS</p>	<p>After using a BMS for two days</p>
	
<p><b>Analysis:</b> Leaks are seen at the level of the heart solar and splenic chakra. An absence of energy at the level of the left lower limb is seen. After using a Uniwave Biomatrix Shield, the aura appears to be much more organized and symmetrical.</p>	
<p style="text-align: center;"><b>RFI</b></p>	<p style="text-align: center;"><b>RFI</b></p>
<p>Before exposure to BMS:</p>	<p>After using a BMS for two days</p>
	
<p><b>Analysis:</b> the positive shift from dull red to vibrant indigo is seen in the crown. Low energy replacement in brown color with blue is seen in the throat chakra, which is a positive sign.</p>	

## Case Study 12: Positive Change

**PIP:**



**Subject holding mobile on standby without BMS**

The field is characterized by calming pink and green. It also has low orange energy. A stress pattern can be seen on the face. Low red energy congestion can be seen in the solar plexus, navel plexus, and ascending colon.

**Mobile without BMS During a call**

Few changes are seen here. Solar plexus has become green. Rests of the patterns are similar.

**Mobile on standby- BMS introduced**

The positive changes seen here using the Uniwave Biomatrix Shield are remarkable. The whole pattern has radically changed. We can now see positive green and blue. The orange has reduced significantly. It is seen as a small band at the periphery.




**With BMS on mobile. After 30 secs (during a call)**

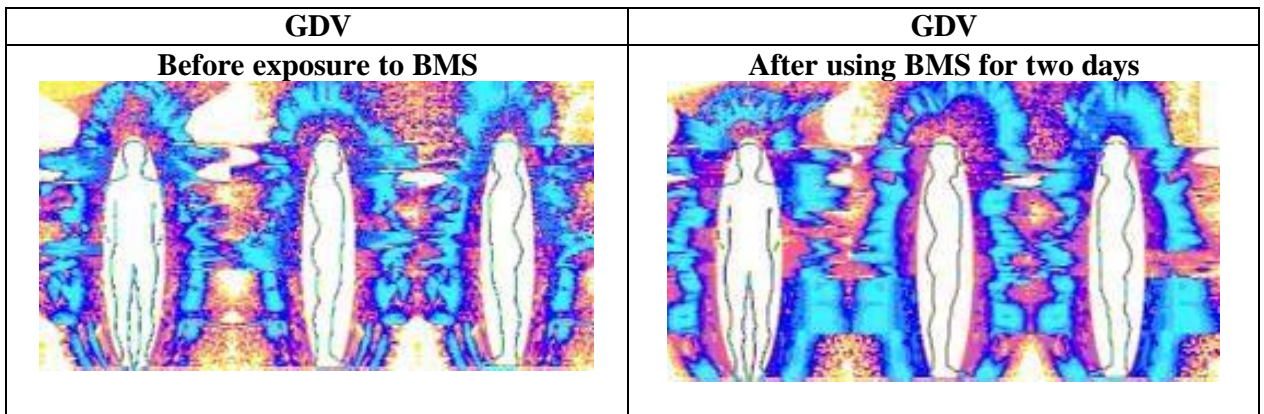
**Mobile with BMS during a call. (After 1 min)**

**Mobile with BMS during a call. (After 5 min)**


The above changes remain consistent throughout the call. Low energy in the navel and colonic area has reduced, and the brow has opened up.



**Analysis:** Compared to the before scan, we can see that positive green has conspicuously increased. The field has also become more vibrant. Few changes can be seen in the Brow and Throat.




**Analysis:** Distortion in crown has reduced significantly. There is a possibility of energies rearranging themselves.



**Analysis:** The eyebrow and heart chakras have turned green, which is positive, and the splenic chakra has reverted to its original orange colour.

## Case Study 19: Positive Change

**PIP:**



**Subject holding mobile on standby without BMS**

Energy field is showing general positive energy. Solar plexus is showing red coloured low energy.

**Mobile without BMS during call**

Congestion in the solar plexus has increased indicated by red colour.

**Mobile on standby- BMS introduced**

Positive green and healing blue is increasing in the biofield. Solar plexus is receiving



**With BMS on mobile. After 30 seconds (during a call)**



Healing blue is increasing in the biofield. The solar plexus receives more positive energy.

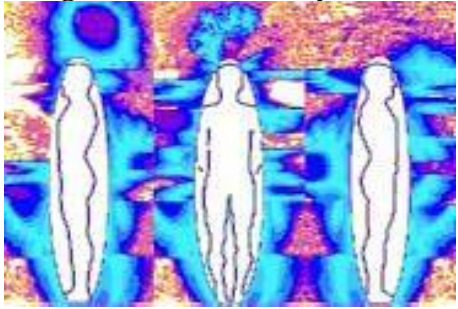
**Mobile with BMS during call. (After 1 min)**



The solar plexus and Navel chakra open up when received.

**Mobile with BMS during call. (After 5 min)**

Cheerful green is increasing in the biofield, solar, and Navel chakras.

	
<p><b>Before exposure to BMS</b></p>	<p><b>After using a BMS for 2 days</b></p>
<p><b>Analysis: Solar plexus and Navel chakras are becoming more vibrant and opening with cheerful green.</b></p>	

<p><b>GDV</b></p>	<p><b>GDV</b></p>
<p><b>Before exposure to BMS</b></p> 	<p><b>After using a BMS for two days</b></p> 
<p><b>Analysis: Energy leak from heart chakra and navel chakra has reduced. No positive changes were found in energy levels in the legs. Aura has become much more vibrant.</b></p>	


<p><b>RFI</b></p>	<p><b>RFI</b></p>
<p><b>Before exposure to BMS</b></p> 	<p><b>After using a BMS for two days</b></p> 
<p><b>Analysis: Overall, there is a shift from low-energy red to violet. Violet is a healing colour and an appositve sign.</b></p>	

## Case Study 35: Positive Change

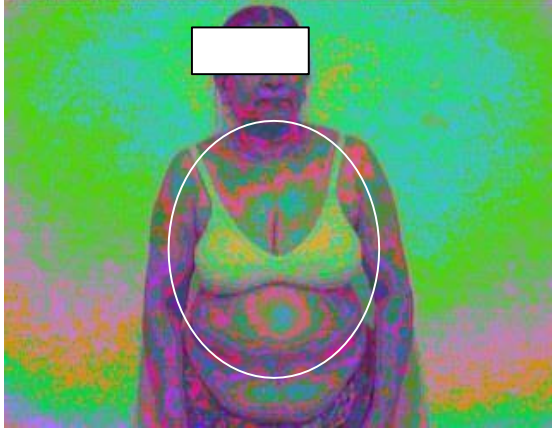

**PIP:**

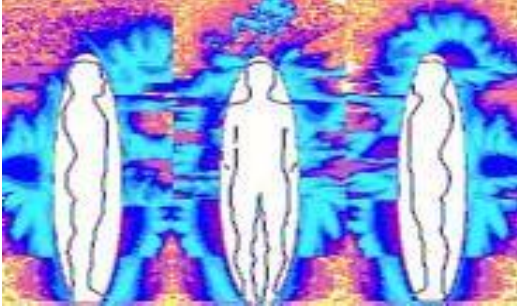
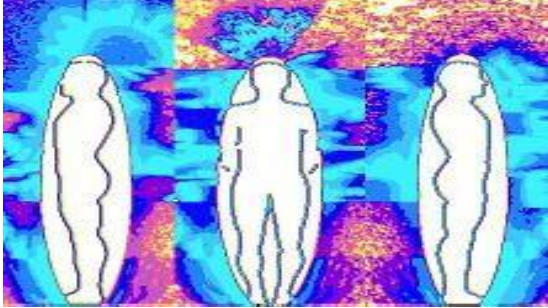




<p><b>Subject holding mobile on standby without BMS</b></p> <p>Lungs field and solar plexus show red-colored congestion. Biofield shows overall positive energy.</p>	<p><b>Mobile without BMS During a call</b></p> <p>The positive green color in the biofield has reduced.</p>	<p><b>Mobile on standby- BMS introduced</b></p> <p>The solar plexus and lung field are receiving more positive energy. Healing blue and positive green are increasing in the biofield.</p>
--	---	--



<p><b>With BMS on mobile. After 30 seconds (during a call)</b></p> <p>The solar plexus is opening up as it is getting more positive energy.</p>	<p><b>Mobile with BMS during call. (After 1 min)</b></p> <p>Healing energy goes on increasing along with positive green.</p>	<p><b>Mobile with BMS during call. (After 5 min)</b></p> <p>Congestion near the heart chakra has started reducing.</p>
---	--	--


	
<p><b>Before exposure to BMS</b></p>	<p><b>After using a BMS for 2days</b></p>
<p><b>Analysis: Low-coloured orange energy is being replaced with vibrant green.</b></p>	

<p><b>GDV</b></p>	<p><b>GDV</b></p>
<p><b>Before exposure to BMS</b></p>	<p><b>After using a BMS for two days</b></p>
	
<p><b>Analysis: Restoration of energy at the level of the crown. Aura appears to be much more symmetrical and vibrant.</b></p>	

<p><b>RFI</b></p>	<p><b>RFI</b></p>
<p><b>Before exposure to BMS</b></p>	<p><b>After using a BMS for two days</b></p>
	
<p><b>Analysis: Restoration of positive blue energy at less is seen. Redistribution of power is seen with minimal positive changes.</b></p>	

## Case Study 29: Positive Change



**PIP:**



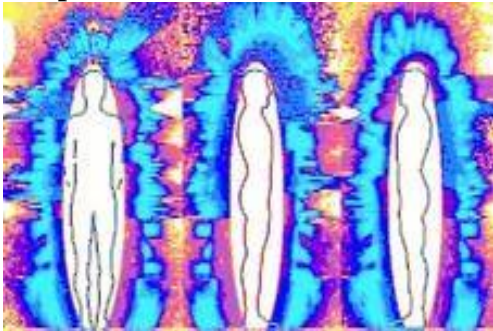
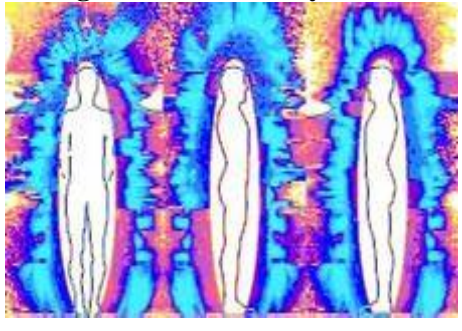
<p><b>Subject holding mobile on standby without BMS</b></p> <p>Subtle combinations of green and blue are seen in the field. Congestion is seen over solar.</p>	<p><b>Mobile without BMS During a call</b></p> <p>Decrease in calming blue as the effect of electromagnetic radiation is seen.</p>	<p><b>Mobile on standby- BMS introduced</b></p> <p>A sudden increase in blue is seen, proving the Uniwave Biomatrix Shield's efficacy.</p>
--	--	--





<p><b>With BMS on mobile. After 30 seconds (during a call)</b></p> <p>Solar has opened up with the replacement of red with green energy.</p>	<p><b>Mobile with BMS during call. (After 1 min)</b></p> <p>An increase in density of green is seen with a further increase in solar</p>	<p><b>Mobile with BMS during call. (After 5 min)</b></p> <p>The marked increase in blue calming frequency with vibrant solar is seen.</p>
--	--	---

	
<p><b>Before exposure to BMS (15.05.2016)</b></p>	<p><b>After using BMS for 2 days (18.05.2016)</b></p>


**Analysis:** General energy in the aura shows positive changes as the pulling indicated by orange is replaced by positive green. Indigo, a positive change, replaces red-colored congestion in the throat chakra. Congestion in Navel Chakra, indicated by red, is replaced by positive green. Minor low-energy changes are seen in the solar plexus and Brow chakra, possibly due to mild stress during the scan.

<p style="text-align: center;"><b>GDV</b></p>	<p style="text-align: center;"><b>GDV</b></p>
<p><b>Before exposure to BMS</b></p>	<p><b>After using BMS for two days</b></p>
	
<p><b>Analysis:</b> Rearranging of energy is seen. Distortion of crown chakra has reduced.</p>	


<p style="text-align: center;"><b>RFI</b></p>	<p style="text-align: center;"><b>RFI</b></p>
<p><b>Before exposure to BMS</b></p>	<p><b>After using BMS for two days</b></p>
	
<p><b>Analysis:</b> Brown low energy in crown and brow shows replacement with indigo and blue respectively. Low energy near the legs has been replaced by healing blue.</p>	

## Case Study 22: Positive Change


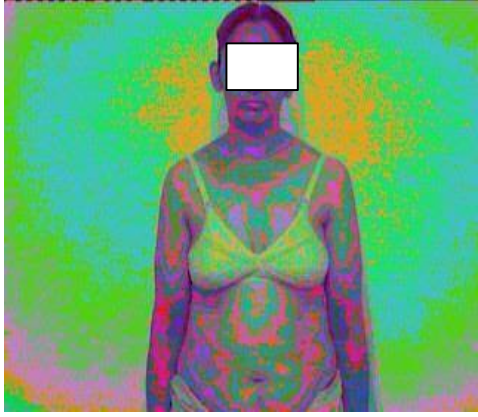
### PIP:



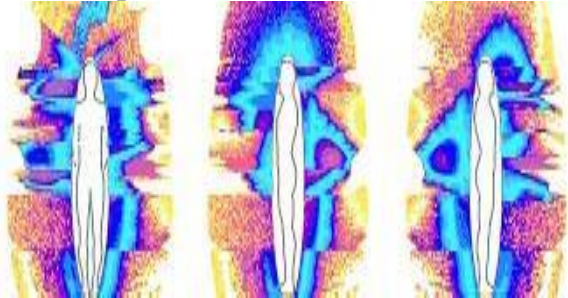
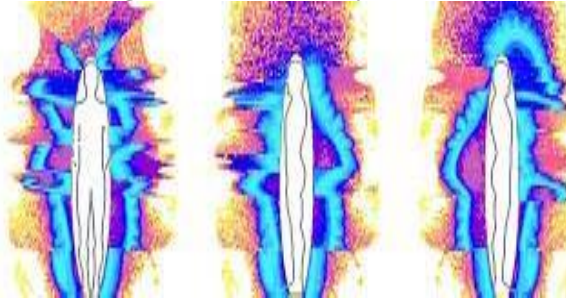
<p><b>Subject holding mobile on standby without BMS</b></p> <p>Orange colour has started increasing in the biofield. Navel chakra and solar plexus are showing low energy.</p>	<p><b>Mobile without BMS During a call</b></p> <p>Orange-coloured low energy increases. Congestion near the solar plexus and Navel chakra has started increasing.</p>	<p><b>Mobile on standby-BMS introduced</b></p> <p>Orange-colored low energy is getting replaced by healing blue and positive green.</p>
--	---	---





<p><b>With BMS on mobile. After 30 seconds (during a call)</b></p> <p>Congestion in the solar plexus is decreasing. Biofield is also getting positive energy.</p>	<p><b>Mobile with BMS during a call. (After 1 min)</b></p> <p>Lung fields are receiving more positive energy. The solar plexus is opening up by receiving positive energy.</p>	<p><b>Mobile with BMS during a call – (After 5 mins)</b></p> <p>Solar plexus is becoming vibrant.</p>
---	--	---

	
<p>Before exposure to BMS (23.05.2016)</p>	<p>After using BMS for 2 days (26.05.2016)</p>

**Analysis:** Red-colored orange energy is replaced by positive green and healing blue. Solar plexus and Navel chakras receive more positive energy as red-colored congestion replaces positive green.

<b>GDV</b>	<b>GDV</b>
<p>Before exposure to BMS</p> 	<p>After using BMS for two days:</p> 
<p><b>Analysis:</b> Energy leak from the lower part of the leg decreases. Rearranging of energy is seen. The distorted crown shows positive changes.</p>	

<b>RFI</b>	<b>RFI</b>
<p>Before exposure to BMS</p> 	<p>After using BMS for two days:</p> 
<p><b>Analysis:</b> Low energy over the crown and brow shows a positive shift to blue and violet, healing colors. The throat and heart chakra also show a positive change from grey to blue.</p>	

## Case Study 41: Positive Change

### PIP:



**Subject holding mobile on standby without BMS**

Overall energy levels are good. Minimal congestion of energy is seen in solar. Low frequency in form of orange is seen in the biofield.

**Mobile without BMS during a call**

Increase in yellow in the aura is seen. This is definitely a negative sign, it might be due to electromagnetic radiations.

**Mobile on standby- BMS introduced**

Appearance of blue and complete absence of yellow in the field shows the efficacy of dots in reduction of EM radiations. Reduction in congestion over solar is also seen.



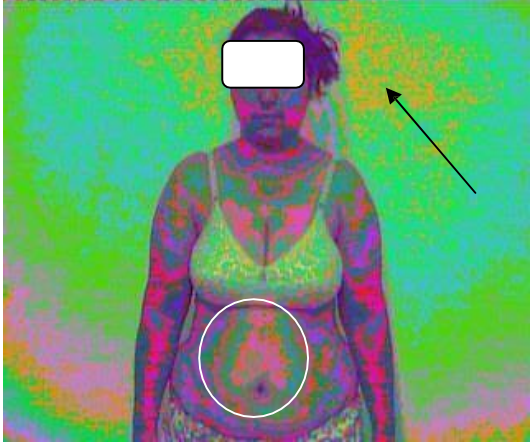
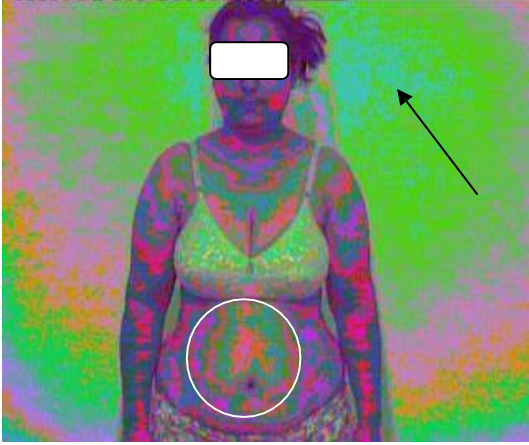

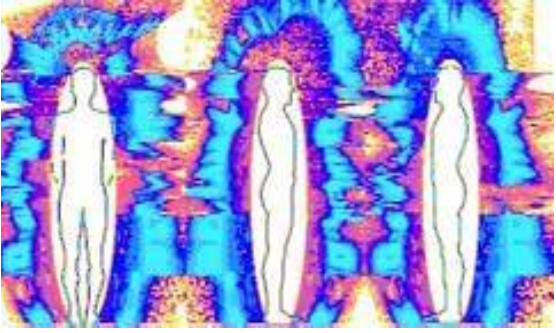


**With BMS on mobile. After 30 secs (during a call)**

The field appears to be enlarged. Some positive changes have reverted, and low energy is seen in the field.

**Mobile with BMS during a call - (After 1 min)**

The density of blue and green has increased slowly.

**Mobile with BMS during a call – (After 5 mins)**

	
<p>Before exposure to BMS (04.05.2016)</p>	<p>After using BMS for 2days (07.05.2016)</p>
<p><b>Analysis:</b> Low orange frequency and congested solar have been replaced by positive green and blue positive frequencies. Solar is slowly showing positive changes.</p>	
<p style="text-align: center;"><b>GDV</b></p>	<p style="text-align: center;"><b>GDV</b></p>
<p>Before exposure to BMS</p>	<p>After using BMS for two days</p>
	
<p><b>Analysis:</b> Completely distorted emission is seen from the crown chakra, which appears to be quite settled after using a Uniwave Biomatrix Shield. Leaks on several levels, especially heart, and solar, are replenished with the significant reappearance of energy bilaterally at the level of legs.</p>	
<p style="text-align: center;"><b>RFI</b></p>	<p style="text-align: center;"><b>RFI</b></p>
<p>Before exposure to BMS</p>	<p>After using BMS for two days:</p>
	
<p><b>Analysis:</b> A positive shift from red to green is seen in the brow chakra. Green is a health reference. Low energy at the level of the legs, in the form of red, is replenished by healing blue, which is good.</p>	

## Case Study 52: Positive Change

**PIP:**



**Subject holding mobile on standby without BMS**

There is marked energy pooling over the left colonic area and congestion over the right lung field. The biofield is good, with a combination of blue and green.

**Mobile without BMS During a call**

The harmful effects of EM radiation can be seen with the appearance of low orange energy in the field. Congestion over the left shoulder has increased.

**Mobile on standby- BMS introduced**

Calming frequency in the form of blue has appeared, which is a positive sign.





**With BMS on mobile. After 30 secs (during a call)**

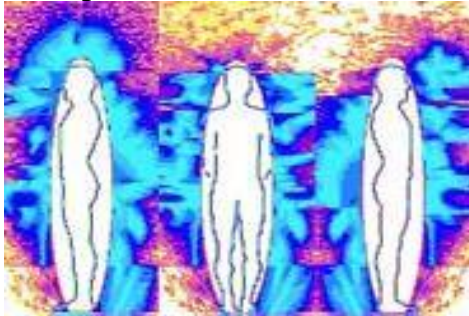
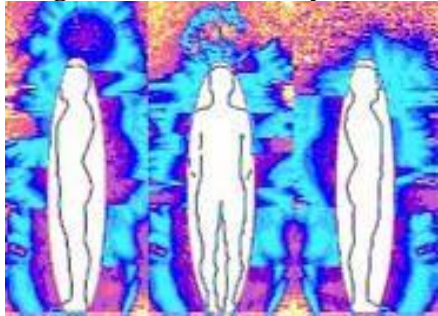
The persistence of blue is seen with the redistribution of low energy in the abdominal area.



**Mobile with BMS during a call. After 1 min**

No significant changes are seen.

**Mobile with BMS during call. (After 5 min)**

	
<p>Before exposure to BMS (17.05.2016)</p>	<p>After using BMS for 2 days (20.05.2016)</p>
<p><b>Analysis:</b> The biofield appears to be good initially with a combination of blue and green, but in later cases, the field expands significantly in density and vibrancy. The calming blue proves Uniwave Biomatrix Shield's efficacy over prolonged use.</p>	

<p style="text-align: center;"><b>GDV</b></p> <p>Before exposure to BMS</p> 	<p style="text-align: center;"><b>GDV</b></p> <p>After using a BMS for two days</p> 
<p><b>Analysis:</b> Energy was absent before the scan; energy was restored at the crown level after using a Uniwave Biomatrix Shield. Energy also reappeared at the legs' level.</p>	

<p style="text-align: center;"><b>RFI</b></p> <p>Before exposure to BMS</p> 	<p style="text-align: center;"><b>RFI</b></p> <p>After using a BMS for two days</p> 
<p><b>Analysis:</b> The crown shows a positive shift, with low, dull yellow replaced by vibrant green. Similar changes are seen at the throat and splenic chakra levels. Negative energy over hands and legs has been replaced by positive green and blue.</p>	

## Case Study 61: Positive Change

### PIP:




<p><b>Subject holding mobile on standby without BMS</b></p> <p>Congestion is seen in solar plexus chakra and lung fields. Aura appears to be balanced with calming blue.</p>	<p><b>Mobile without BMS During a call</b></p> <p>Increase in low, orange energy is seen in fields. No other significant changes are seen.</p>	<p><b>Mobile on standby- BMS introduced</b></p> <p>Redistribution of energy is seen with increase in density of calming subtle blue.</p>
--	--	--

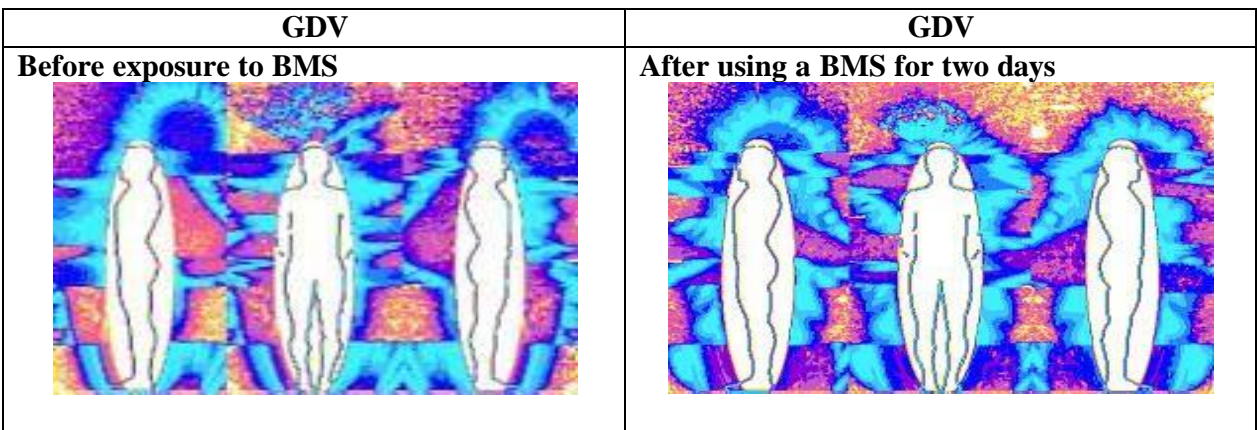


<p><b>With BMS on mobile. After 30 secs (during a call)</b></p>	<p><b>Mobile with BMS during call. (After 1 min)</b></p>	<p><b>Mobile with BMS during call. (After 5 min)</b></p>
---	--	--


<p>The stress pattern over the face appears to be reduced along with an increase in the density of blue.</p>	<p>Pooling of solar plexus is reducing. Congestion in lung fields also decreases after prolonged use of mobile with Uniwave Biomatrix Shield.</p>
--	---



**Analysis:** There is an appearance of minimal yellow in the aura. Yellow so close to the head also indicates increased mental activity. Congestion in lung fields has significantly reduced.




**Analysis:** Energy leak from the back has reduced. Energy leak from legs has reduced.




**Analysis:** Redistribution of energy is seen, with minimal changes.

### Case Study 43: Positive Change

**PIP:**


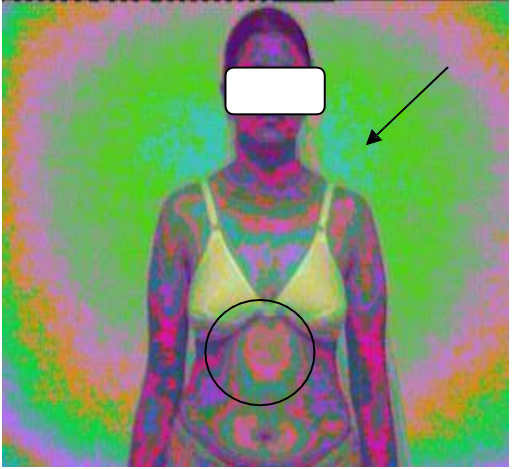

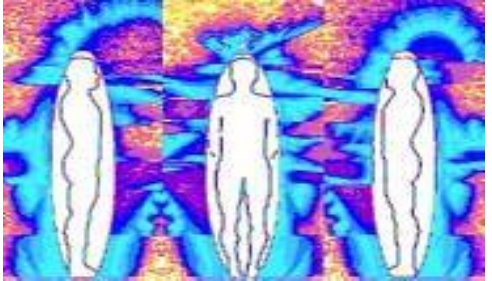




<p><b>Subject holding mobile on standby without BMS</b></p> <p>Biofield consists of subtle combination of pink and green. Solar is partially blocked.</p>	<p><b>Mobile without BMS During a call</b></p> <p>Solar becomes completely blocked possibly due to bad effects of EM radiations.</p>	<p><b>Mobile on standby- BMS introduced</b></p> <p>Reappearance of green can be seen in the field. Solar has again started opening up.</p>
---	--	--



<p><b>With BMS on mobile. After 30 secs (during call)</b></p>	<p><b>Mobile with BMS during call. (After 1 min)</b></p>	<p><b>Mobile with BMS during call. (After 5 min)</b></p>
---	--	--

<p>Subtle pink or lavender is progressively increasing, which is a positive sign.</p>	<p>A sudden change in the field is seen. It has become very vibrant with green and calming frequencies of blue.</p>
---	---

	
<p>Before exposure to BMS (11.05.2016)</p>	<p>After using BMS for 2days (14.05.2016)</p>
<p><b>Analysis:</b> Initially, a healthy biofield with combinations of lavender and green is seen, but with prolonged use of Uniwave Biomatrix Shield, the dominance of vibrant green has increased, along with the appearance of calming blue frequencies.</p>	
<p style="text-align: center;"><b>GDV</b></p>	<p style="text-align: center;"><b>GDV</b></p>
<p>Before exposure to BMS</p> 	<p>After using BMS for two days</p> 
<p><b>Analysis:</b> The energy leak from Navel Chakra has been reduced. Energy leak from the back has reduced. Biofield has become much more symmetrical.</p>	
<p style="text-align: center;"><b>RFI</b></p>	<p style="text-align: center;"><b>RFI</b></p>
<p>Before exposure to BMS</p> 	<p>After using BMS for two days</p> 
<p><b>Analysis:</b> The crown chakra shifts from low yellow to indigo, which is its original colour. There is a reduction in congestion in the leg area and the ears, and the solar chakra is seen.</p>	

## Case Study 68: Positive Change

### PIP:




<p><b>Subject holding mobile on standby without BMS</b></p> <p>The field is characterized by dense yellow. This is s/o of heightened electrical activity of the brain.</p>	<p><b>Mobile without BMS during a call</b></p> <p>The pattern is similar.</p>	<p><b>Mobile on standby- BMS introduced</b></p> <p>A lot of white can be seen here. This is the cosmic energy that appears in the field when he uses his mobile with a Uniwave Biomatrix Shield. These are compensating higher vibrations.</p>
--	---	--

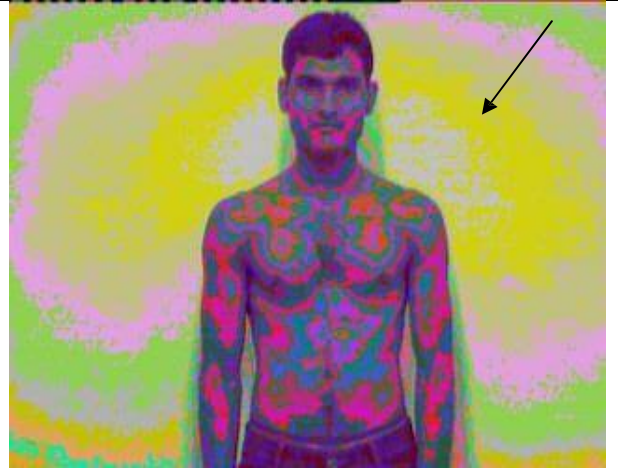


<p><b>With BMS on mobile. After 30 seconds (during a call)</b></p>	<p><b>Mobile with BMS during call. (After 1 min)</b></p>	<p><b>Mobile with BMS during a call – (After 5 mins)</b></p>
--	--	--

**This pattern is similar to earlier one. After this we can see that the pattern is going towards balance and instead of predominance of any one colour, we can see a combination of yellow, green and white.**



Before exposure to BMS (21.05.2016)



After using BMS for 2days (24.05.2016)

**Analysis:** The general patterns are somewhat similar. Brow shows positive change. Congestion in the abdominal area has reduced. The solar plexus shows more violet. This is s/o healing going on.

GDV	GDV
<p>Before exposure to BMS</p>	<p>After using BMS for two days</p>
<p><b>Analysis:</b> No significant changes are observed except for a decrease in leaks in the back.</p>	

RFI	RFI
<p>Before exposure to BMS</p>	<p>After using BMS for two days</p>
<p><b>Analysis:</b> No significant positive change is seen except in the heart chakra.</p>	

## Case Study 69: Negative Change

**PIP:**



<p><b>Subject holding mobile on standby without BMS</b></p> <p>Biofield shows a subtle combination of green and blue, a calming frequency.</p>	<p><b>Mobile without BMS During a call</b></p> <p>Low orange energy in the biofield has increased, which might result from EM radiation.</p>	<p><b>Mobile on standby- BMS introduced</b></p> <p>Reduction in low energy with the use of Uniwave Biomatrix Shield can be seen.</p>
--	--	--



<p><b>With BMS on mobile. After 30 seconds (during a call)</b></p> <p>Changes appear to have reverted with the appearance of low orange.</p>	<p><b>Mobile with BMS during a call. (After 1 min)</b></p> <p>The positive shift is seen.</p>	<p><b>Mobile with BMS during a call. (After 5 min)</b></p> <p>Unstable changes are seen with the appearance of orange in the field.</p>
--	---	---

--	--




<p>Before exposure to BMS (23.05.2016)</p>	<p>After using BMS for 2days (26.05.2016)</p>
<p>Analysis: Not many positive changes are seen. After the scan, it shows low orange. Solar congestion appears to have increased.</p>	


<p><b>GDV</b> Before exposure to BMA</p>	<p><b>GDV</b> After using BMS for two days</p>
<p>Analysis: Distortion and energy leaks at the level of the crown have increased. The field has become much more distorted and asymmetrical.</p>	


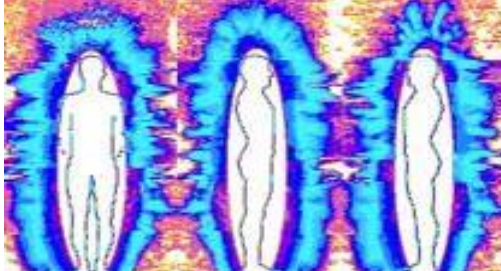
<p><b>RFI</b> Before exposure to BMS</p>	<p><b>RFI</b> After using BMS for two days</p>
<p>Analysis: No positive change is seen except in the throat chakra, where the shift from yellow to blue is seen.</p>	



## Case Study 71: Positive Change

**PIP:**

		
<p><b>Subject holding mobile on standby without BMS</b></p> <p>General biofield shows calming blue, which is a good sign but slight low energy orange band can be seen</p>	<p><b>Mobile without BMS during a call</b></p> <p>The general biofield shows calming blue, which is good, but there is an increase in the low-energy orange band.</p>	<p><b>Mobile on standby- BMS introduced</b></p> <p>The low-energy orange band has reduced after using Uniwave Biomatrix Shield, and significant changes are seen on the chakra level.</p>
		
<p><b>With BMS on mobile. After 30 seconds (during a call)</b></p> <p>The low-energy orange band has reduced. The general bio field shows positive calming blue.</p>	<p><b>Mobile with BMS during call. After 1 min</b></p> <p>The general biofield becomes more vibrant after using the Uniwave Biomatrix Shield.</p>	<p><b>Mobile with BMS during a call - After 5 mins</b></p> <p>After using the Uniwave Biomatrix Shield, the general biofield shows more vibrancy, and the solar plexus shows more positive green.</p>

	
<p style="text-align: center;"><b>Before exposure to BMS</b></p>	<p style="text-align: center;"><b>After using BMS for 2days</b></p>
<p><b>Analysis:</b> The general biofield becomes more vibrant after using a Uniwave Biomatrix Shield. The solar plexus shows more positive green, which is a good sign. The appearance of blue is a positive sign.</p>	

<p style="text-align: center;"><b>GDV</b></p> <p><b>Before exposure to BMS</b></p>	<p style="text-align: center;"><b>GDV</b></p> <p><b>After using BMS for two days</b></p>
	
<p><b>Analysis:</b> Distortion at level of crown has reduced. Leaks have been reduced. Overall, all distortion has reduced, and the aura appears more symmetrical.</p>	

<p style="text-align: center;"><b>RFI</b></p> <p><b>Before exposure to BMS</b></p>	<p style="text-align: center;"><b>RFI</b></p> <p><b>After using BMS for two days</b></p>
	
<p><b>Analysis:</b> Energy at the crown chakra and leg levels shows a positive shift from low red and orange to blue and violet, which are healing colors. The vibrancy of the heart and solar chakra has increased.</p>	

**Case Study 74: Positive Change**

**PIP:**



**Subject holding mobile on standby without BMS**

The general biofield shows positive green & calming blue color. Brow chakra shows congestion. Congestion in the middle lobe of the left lung can be seen. The solar plexus is mildly congested.

**Mobile without BMS during a call**

During the call, the general biofield showed a reduction in the positive green color. Congestion in the left lung's solar plexus and middle lobe has also been reduced.

**Mobile on standby- BMS introduced**

The general biofield shows an increase in the positive green color. The solar plexus and lung fields also show positive changes. Brow shows congestion.



**With BMS on mobile. After 30 seconds (during a call)**

No significant changes can be seen.

**Mobile with BMS during a call. (After 1 min)**

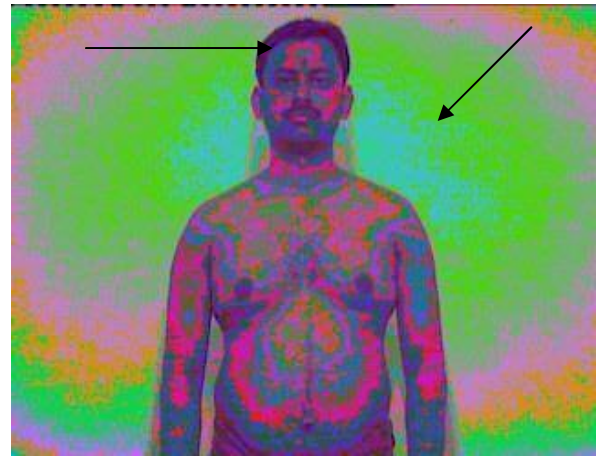
The biofield's vibrancy has increased after using Uniwave Biomatrix Shield as calming blue appears in the field.

**Mobile with BMS during a call. (After 5 min)**

General biofield has increased as calming blue increases after using Uniwave Biomatrix Shield.

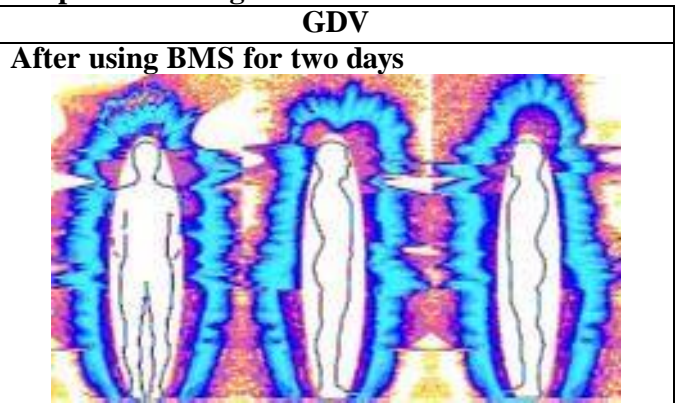
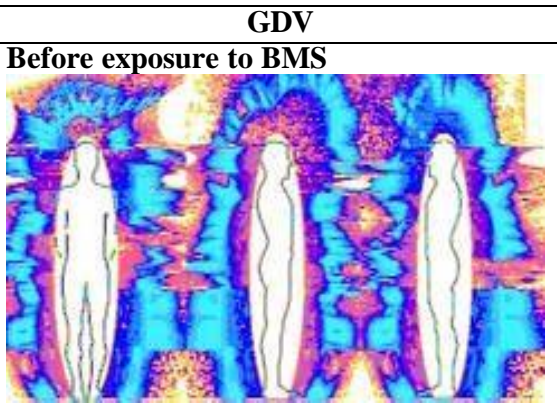


Before exposure to BMS (02.05.2016)

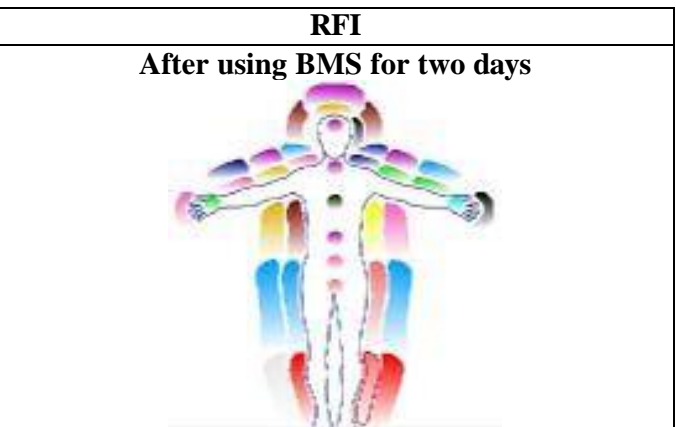
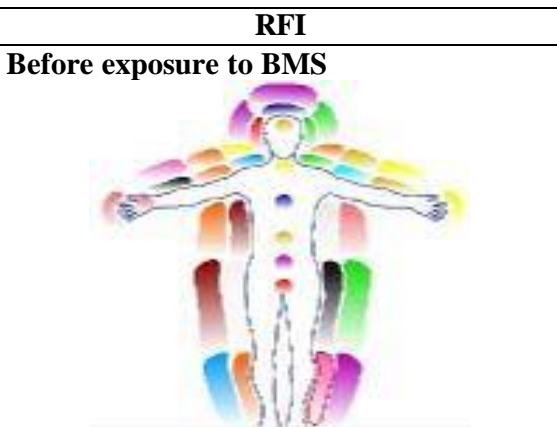


After using BMS for 2days (05.05.2016)

**Analysis:** General Biofield becomes more vibrant as calming blue increases after using Uniwave Biomatrix Shield. Brow chakra shows positive changes.



**Analysis:** Minimal distorted emissions were initially seen at the crown chakra level but have become aligned. A break in the energy field is seen at the level of the legs, solar, and spleen, and it appears to be restored after prolonged use of Uniwave Biomatrix Shield.



**Analysis:** Chakras show a positive shift to lavender colour. Legs, which have low energy in the form of brown, have been replaced by vibrant blue. Here, a negative change from blue to grey is shown.

## Case Study 88: Positive Change

### PIP:



#### **Subject holding mobile on standby without BMS**

The green field is good and calming blue. A few areas of energy imbalance are seen, mainly in the sinus, throat, liver, heart, and left shoulder.

#### **Mobile without BMS during a call.**

Similar changes are seen in the biofield. Congestion in the solar plexus has slightly increased, and congestion in the heart has slightly reduced.

#### **Mobile on standby-BMS introduced**

The appearance of calming blue shows positivity in the energy field. The congestion of low energy in the left shoulder has reduced.



#### **With BMS on mobile. After 30 seconds (during a call)**


Similar changes can be seen.

#### **Mobile with BMS during a call. (After 1 min)**

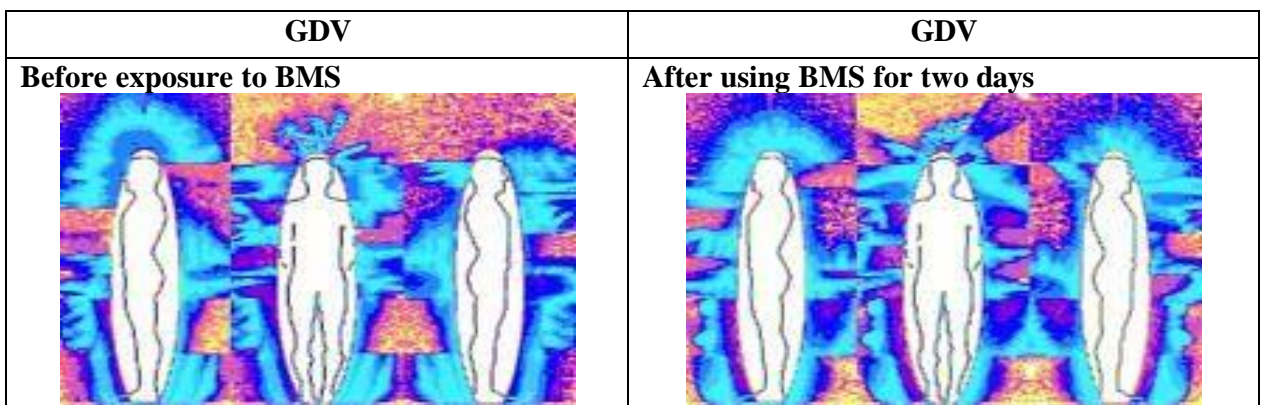
Some positive changes can be seen in the biofield here, such as blue, a calming colour, appearing. Positive changes can also be seen in the left shoulder.

#### **Mobile with BMS during call. (After 5 min)**

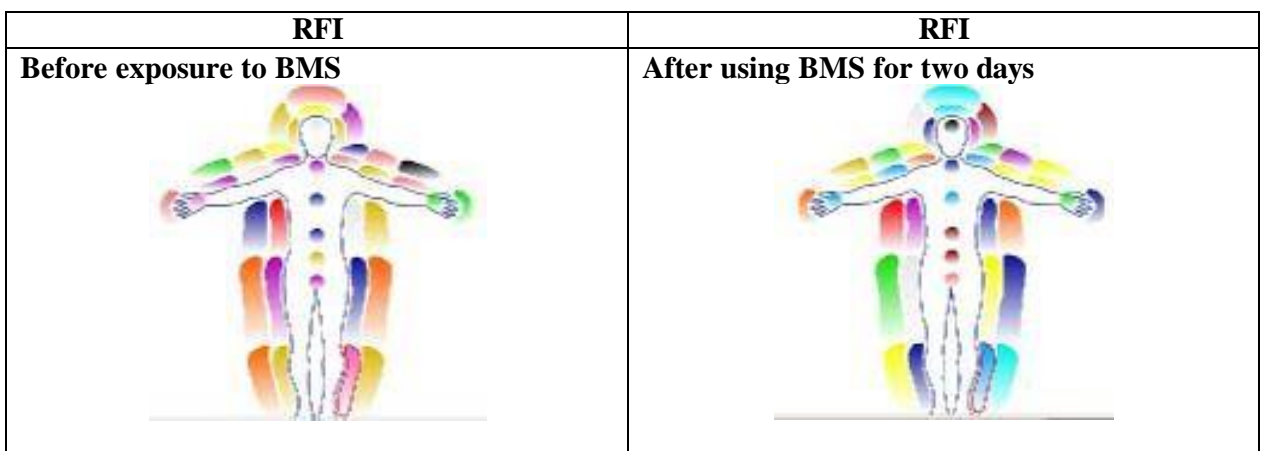
Congestion in the solar plexus has reduced.



**Analysis:** Bio-fields show positive changes as vibrant green & calming blue healing energies increase. The Solar chakra has opened up as the congestive red color is replaced by cheerful green. Mixed changes are seen in some areas. Thus, after applying Uniwave Biomatrix Shield, positive changes are seen in the bio-fields.



**Analysis:** Energy leak from solar plexus has reduced. The possibility of energy rearranging may be because of the prolonged use of a BMS. Distortion of crown chakra has reduced.



**Analysis:** Blue replacement of low energy at the level of the crown is a positive sign.

### Case Study 93: Positive Change

**PIP:**





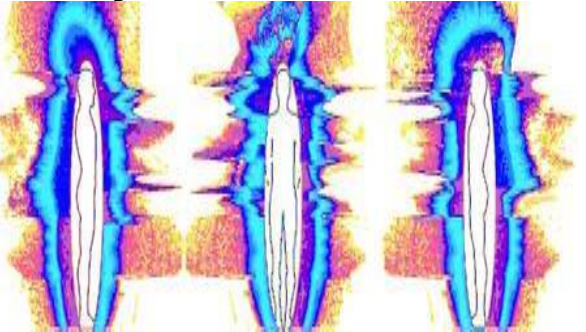
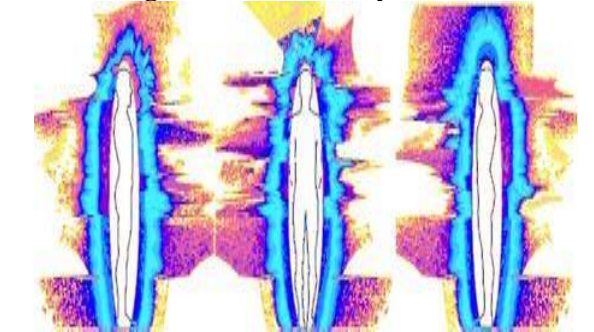
<p><b>Subject holding mobile on standby without BMS</b></p> <p>The subject appears to be in good health, both physically and energetically. Mild congestion in the right lung is seen. The field is characterized by subtle green and white.</p>	<p><b>Mobile without BMS During a call</b></p> <p>Reduction in green in the field on the side of use of mobile.</p>	<p><b>Mobile on standby- BMS introduced</b></p> <p>Green reappearance is seen when Uniwave Biomatrix Shield is used, a positive sign.</p>
--	---	---




<p><b>With BMS on mobile. After 30 seconds (during a call)</b></p>	<p><b>Mobile with BMS during a call. (After 1 min)</b></p>	<p><b>Mobile with BMS during a call. (After 5 min)</b></p>
--	--	--

<p>No significant change is seen.</p>	<p>A definite increase in green, which is a positive sign, is seen.</p>
---------------------------------------	---

	
Before exposure to BMS (10.05.2016)	After using BMS for 2days (13.05.2016)
Analysis: A shift in colors in the field from low or negative yellow and orange to a subtle combination of white and green is a positive sign.	

<b>GDV</b> Before exposure to BMS	<b>GDV</b> After using BMS for two days
	
Analysis: Energy near the heart chakra has reduced. There is a possibility of energy rearranging. The field is much more continuous and symmetrical.	

<b>RFI</b> Before exposure to BMS	<b>RFI</b> After using BMS for two days
	
Analysis: Low energy in the throat, brow, heart, and solar has been replaced by vibrant blue, a positive sign. The appearance of violet and blue indicates a healing frequency.	

**Case Study 97: Other**

**PIP:**

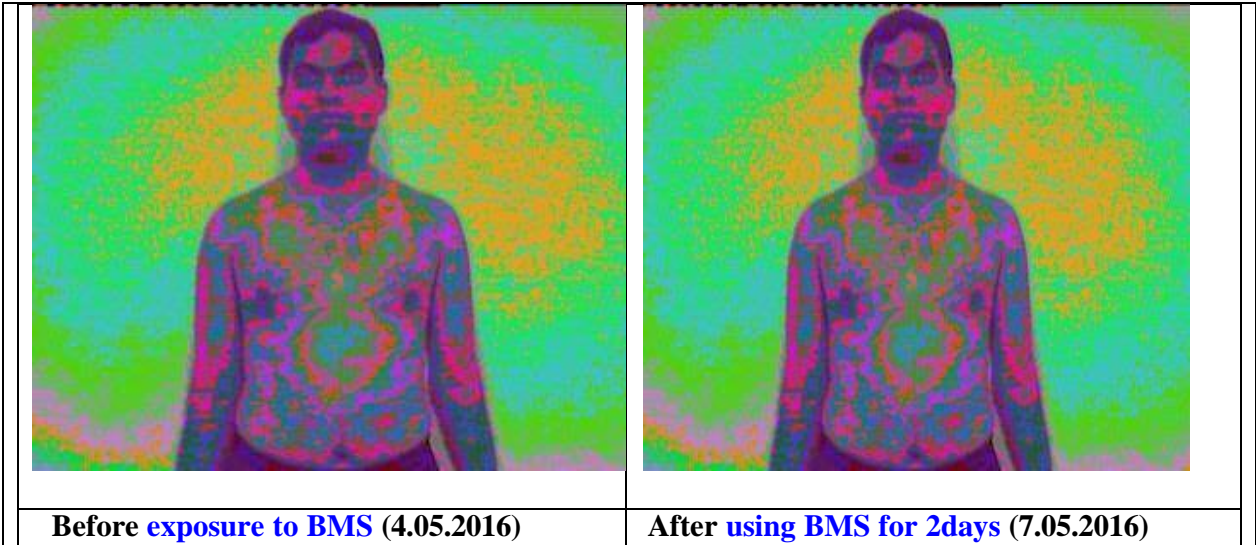


<p><b>Subject holding mobile on standby without BMS</b></p> <p>Stress is seen over the face. The bio field consists mostly of green which is a positive sign.</p>	<p><b>Mobile without BMS During a call</b></p> <p>Low energy banding, orange has increased in the field. Congestion in chest also has increased.</p>	<p><b>Mobile on standby-BMS introduced</b></p> <p>Green has appeared with use of Uniwave Biomatrix Shield. Brow also has started opening up.</p>
---	--	--

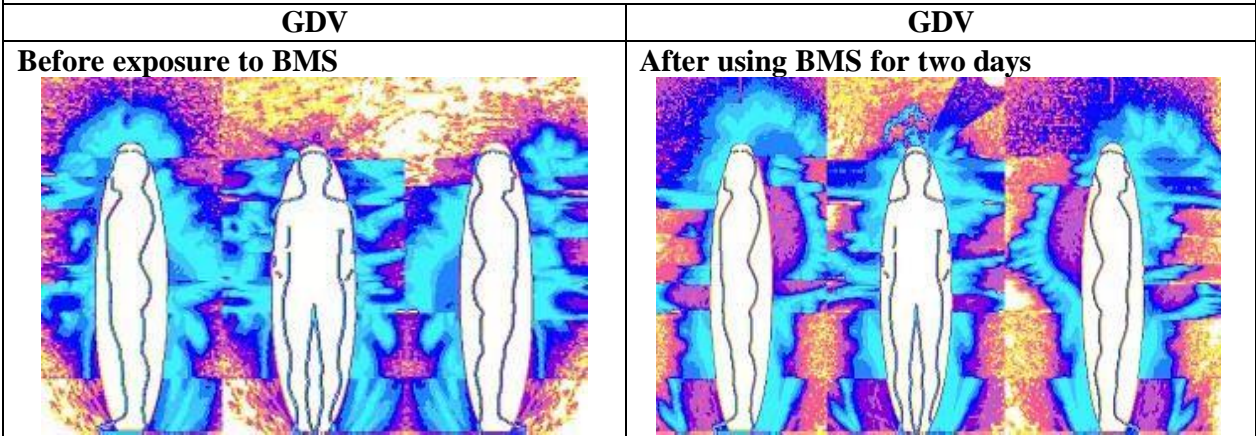


<p><b>With BMS on mobile. After 30 secs (during call)</b></p>	<p><b>Mobile with BMS during a call. (After 1 min)</b></p>	<p><b>Mobile with BMS during a call. (After 5 min)</b></p>
---	--	--

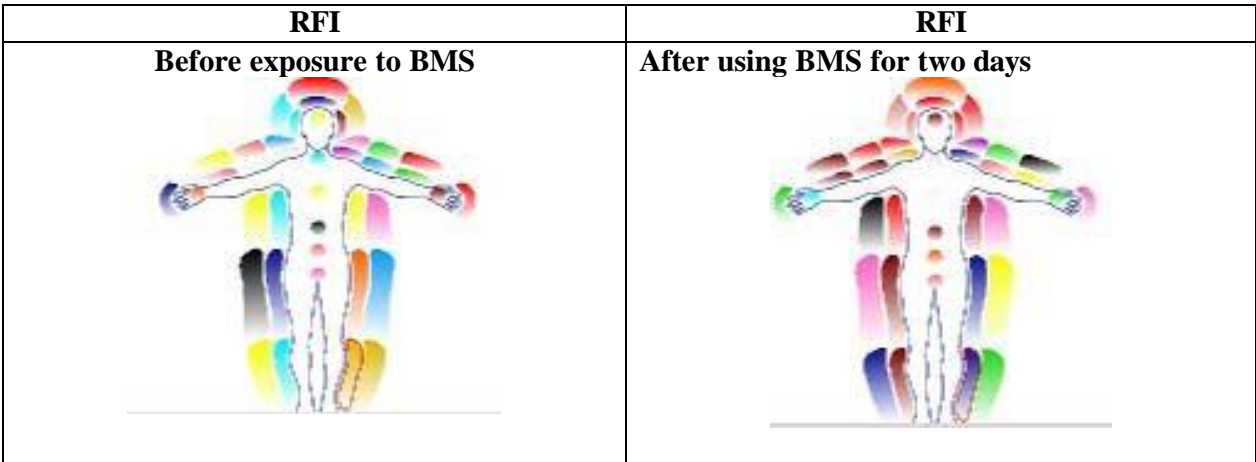
<p>No significant changes are seen.</p>	<p>The changes seem to have reverted. The brow shows congestion similar to scan 1. The biofield also contains low energy.</p>
---	---



**Analysis: Not much conspicuous change in before and after pictures seen.**



**Analysis: The absence of energy is almost at the crown before the scan. The energy seems to be reappearing at the level of the crown after the scan. No other significant changes are seen.**



**Analysis: No significant changes are seen.**

## Control Group (With Uniwave Biomatrix Shield blank)

### Case Study 77



PIP:


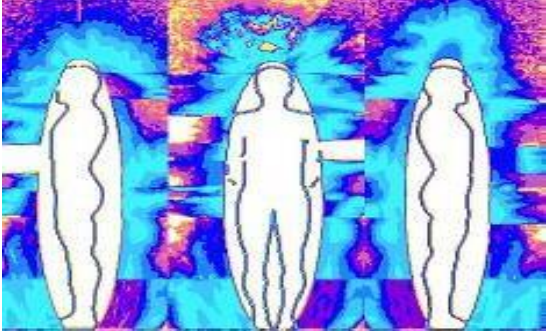




<p><b>Subject holding mobile on standby without BMS</b></p> <p>The general biofield is good. It shows golden yellow and calming pink, which are positive colors. Congestion can be seen in the solar plexus, left shoulder, throat, and upper jaw.</p>	<p><b>Mobile without BMS during a call</b></p> <p>Similar changes can be seen in the biofield.</p>	<p><b>Mobile on standby- BMS introduced</b></p> <p>Similar changes can be seen in the biofield. Low energy in the solar has slightly reduced.</p>
--	--	---



<p><b>With BMS on mobile. After 30 seconds (during a call)</b></p> <p>The energy field becomes more vibrant. Similar changes can be seen in the solar plexus &amp; left shoulder.</p>	<p><b>Mobile with BMS during a call. (After 1 min)</b></p> <p>Minimal changes can be seen in the biofield.</p>	<p><b>Mobile with BMS during a call – (After 5 mins)</b></p> <p>Minimal changes can be seen.</p>
---	--	--

	
<p align="center"><b>Before exposure to BMS</b></p>	<p align="center"><b>After using BMS for 2days</b></p>
<p><b>Analysis: General biofield shows the dominance of pink. Minimal congestion changes in the right lung's upper lobe are seen. Congestion in the solar plexus has slightly increased.</b></p>	

<p align="center"><b>GDV</b></p>	<p align="center"><b>GDV</b></p>
<p><b>Before exposure to BMS</b></p> 	<p><b>After using BMS for two days</b></p> 
<p><b>Analysis: Minimal changes are seen at the crown level, where energy reappearance can be seen. Leaks do not show significant change.</b></p>	

<p align="center"><b>RFI</b></p>	<p align="center"><b>RFI</b></p>
<p><b>Before exposure to BMS</b></p> 	<p><b>After using BMS for two days</b></p> 
<p><b>Analysis: Minimal changes are seen at the crown level, where a shift from red to brown is seen; the rest of the scan shows energy redistribution.</b></p>	

## Control Group (With Uniwave Biomatrix Shield blank)

### Case Study 80

**PIP:**





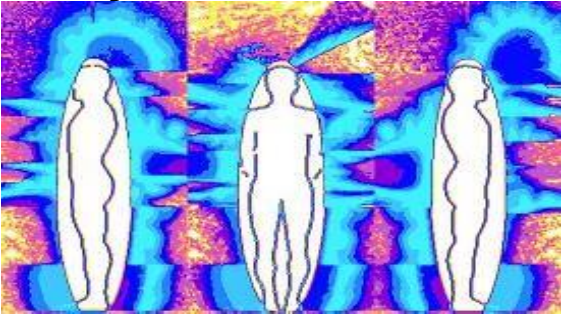
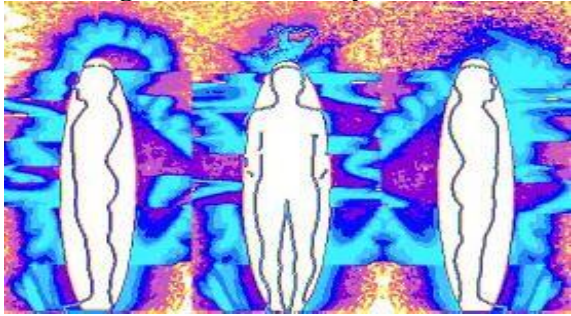
<p><b>Subject holding mobile on standby without BMS</b></p> <p>General biofield shows imbalance. Congestion in the throat, liver region &amp; navel chakra can be seen</p>	<p><b>Mobile without BMS During a call</b></p> <p>No significant changes are seen</p>	<p><b>Mobile on standby- BMS introduced</b></p> <p>No significant changes are seen.</p>
--	---	---





<p><b>With BMS on mobile. After 30 seconds (during a call)</b></p> <p>No significant changes are seen.</p>	<p><b>Mobile with BMS during call. (After 1 min)</b></p> <p>No significant changes are seen.</p>	<p><b>Mobile with BMS during call. (After 5 min)</b></p> <p>No significant changes are seen.</p>
--	--	--

--	--

	
<p><b>Before exposure to BMS (16.05.2016)</b></p>	<p><b>After using BMS for 2days (19.05.2016)</b></p>
<p><b>Analysis: Congestion in the throat and left sinus has reduced after using the Uniwave Biomatrix Shield. A minimal reduction in yellow is seen in the biofield.</b></p>	

<p style="text-align: center;"><b>GDV</b></p> <p><b>Before exposure to BMS</b></p> 	<p style="text-align: center;"><b>GDV</b></p> <p><b>After using BMS for two days</b></p> 
<p><b>Analysis: Distortion over the crown has decreased minimally. Redistribution of energy can be seen with minimal changes.</b></p>	

<p style="text-align: center;"><b>RFI</b></p> <p><b>Before exposure to BMS</b></p> 	<p style="text-align: center;"><b>RFI</b></p> <p><b>After using BMS for two days</b></p> 
<p><b>Analysis: Minimal changes are seen in the biofield. However, chakras show a positive shift from low energies to healing blue.</b></p>	

## Control Group (With Uniwave Biomatrix Shield blank)

### Case Study 82



**PIP:**

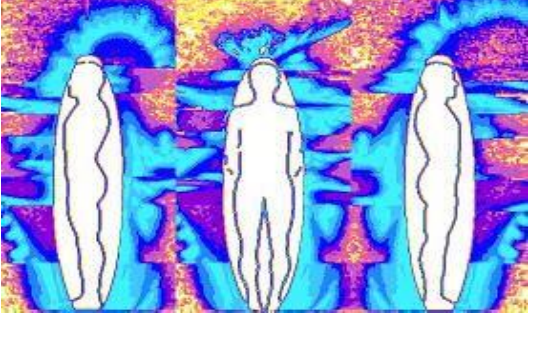
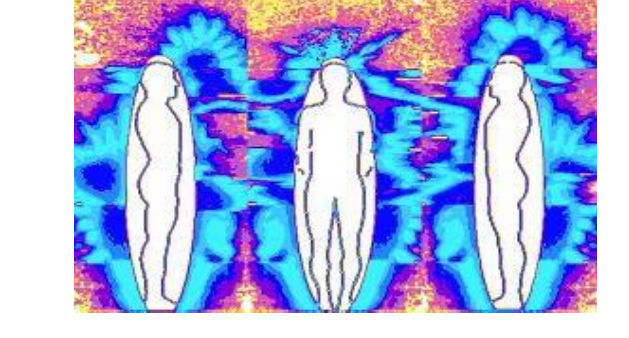




<p><b>Subject holding mobile on standby without BMS</b></p> <p>Biofield shows calming pink and yellow along with typical stress pattern.</p>	<p><b>Mobile without BMS During a call</b></p> <p>Minimal increase in vibrancy of yellow is seen.</p>	<p><b>Mobile on standby- BMS introduced</b></p> <p>No significant change seen.</p>
--	---	--



<p><b>With BMS on mobile. After 30 seconds (during a call)</b></p> <p>There was no significant change during the call</p>	<p><b>Mobile with BMS during a call. (After 1 min)</b></p> <p>There was no significant change during the call</p>	<p><b>Mobile with BMS during a call. (After 5 min)</b></p> <p>Minimal changes are seen even during increased call duration.</p>
---	---	---

	
<b>Before exposure to BMS</b>	<b>After using BMS for 2 days</b>
<b>Analysis: The before-and-after scans do not show much change. Energy redistribution is seen in lung fields.</b>	

<b>GDV</b>	<b>GDV</b>
<b>Before exposure to BMS</b>	<b>After using BMS for two days</b>
	
<b>Analysis: energy redistribution is seen along with the reappearance of energy at the level of the legs. No other significant changes are seen.</b>	

<b>RFI</b>	<b>RFI</b>
<b>Before exposure to BMS</b>	<b>After using BMS for two days</b>
	
<b>Analysis: The rearrangement of energy in the form of red to orange and yellow is seen at the level of the legs. Heart and splenic show a negative shift from blue to grey.</b>	

**Centre for Biofield Sciences**

**The World Peace Centre MIT**

**College Paud Road Kothrud**

**Pune – 411 038, India**

**+91 (0) 20 2545 8748**

**[cbspune@biofieldsciences.com](mailto:cbspune@biofieldsciences.com)**

**[www.biofieldsciences.com](http://www.biofieldsciences.com)**

**Destina1 International Sdn Bhd**

**Suite: F-3-3 & F-3A-3, Setiawalk,**

**Persiaran Wawasan, Pusat Bandar**

**Puchong, 47160 Puchong, Selangor**

**Darul Ehsan, Malaysia.**

**Contact:**

**+(603) - 5888-7789, +(603) - 8600-4650**

**Email:**

**[support@destina1global.com](mailto:support@destina1global.com)**

**Website:**

**[www.destina1.com](http://www.destina1.com)**